



Cytek Aurora SIT Flush Troubleshooting Guide


1. Without a tube loaded, open the ribbed black plastic part of the machine above where the tubes are loaded (follow the arrows in numerical order)



2. You are looking for the following part (circled)



3. Use a small, thin object to push the small metal part down. **!!DO NOT TOUCH ANY OTHER PARTS IN THIS AREA OR INSIDE THE MACHINE!!**



4. Close the machine before running your next tube and notify core staff by email that the part is sticking. We will clean it at the earliest available time.